



CLEAN CALIFORNIA

A transformative initiative to remove litter,
create jobs and beautify California

Clean California Local Grant Program, Cycle 2

Guidelines Workshop #1

November 3, 2022



CLEAN CALIFORNIA

A transformative initiative to remove litter, create jobs and beautify California



<https://cleancalifornia.dot.ca.gov/local-grants/local-grant-program>
CleanCA.LocalGrant@dot.ca.gov



LOCAL GRANT PROGRAM

Cycle 2 of the Clean California Local Grant Program includes approximately \$100 million for communities to beautify and improve local streets and roads, tribal lands, parks, pathways, and transit centers to restore pride in public spaces.



<https://cleancalifornia.dot.ca.gov/local-grants/local-grant-program>
CleanCA.LocalGrant@dot.ca.gov



LOCAL GRANT PROGRAM

Agenda

1. Welcome and Opening Remarks
2. Meet the Team
3. Participant Engagement
4. Overview of the Clean California Local Grant Program
5. Overview of the Guidelines and Updates for Cycle 2
6. Summary and Next Steps



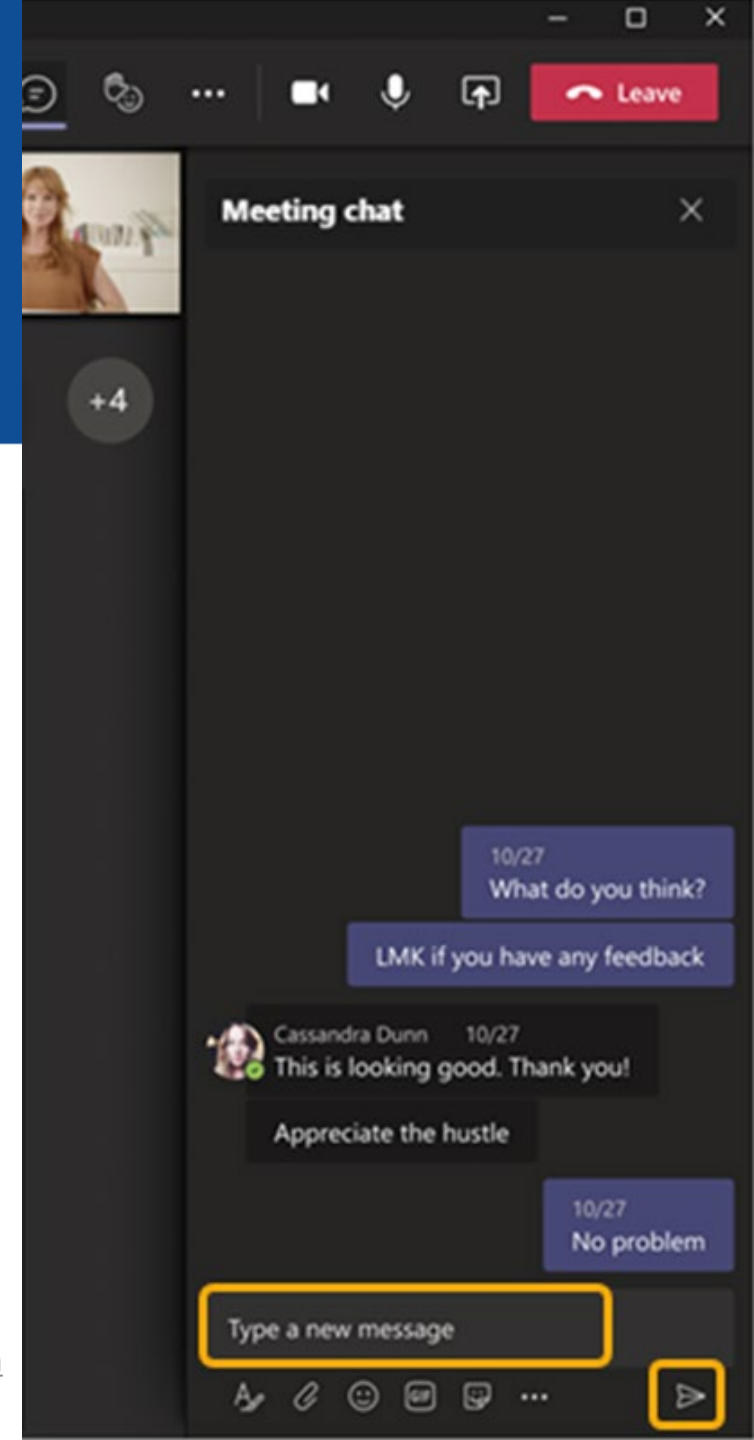
LOCAL GRANT PROGRAM

Participant Engagement

We want your feedback on program updates to:

- Eligibility
- Definitions of Underserved Communities
- Local Match Requirement
- Scoring Criteria
- Competitive Projects

<https://cleancalifornia.dot.ca.gov/local-grants/local-grant-program>
CleanCA.LocalGrant@dot.ca.gov





LOCAL GRANT PROGRAM

1. Who is participating today?

- Transportation agency
- Local agency
- Tribal representative
- Non-profit organization
- Consultant
- Caltrans
- Other



LOCAL GRANT PROGRAM

Overview of the Clean California Local Grant Program

<https://cleancalifornia.dot.ca.gov/local-grants/local-grant-program>
CleanCA.LocalGrant@dot.ca.gov



LOCAL GRANT PROGRAM

Legislative Goals

1. Reduce the amount of waste and debris within public rights-of-way, pathways, parks, transit centers, and other public spaces.
2. Enhance, rehabilitate, restore, or install measures to beautify and improve public spaces and mitigate the urban heat island effect.
3. Enhance public health, cultural connection, and community placemaking by improving public spaces for walking and recreation.
4. Advance equity for underserved communities.



LOCAL GRANT PROGRAM

Budget

- Approximately \$100 million in available grant funding
- Anticipate most awarded projects will be \$3 million or less





LOCAL GRANT PROGRAM

Draft Timeline

Milestone	Date
Second Workshop on Program Guideline Updates	December 2022
Call for Projects	January 2023
Application Workshops	February through March 2023
Application Due Date	April 2023
Award Announcement	August/September 2023
Project Completion Date	June 2026



LOCAL GRANT PROGRAM

2. What is the anticipated size of the project your organization will apply for?

- Less than \$1 million
- \$1 million to \$2 million
- \$2 million to \$3 million



LOCAL GRANT PROGRAM

Please submit questions in the chat regarding:

- Legislative Goals
- Budget
- Timeline



LOCAL GRANT PROGRAM

Overview of the Guidelines and Updates for Cycle 2



LOCAL GRANT PROGRAM

Eligibility

Applicants

- Local or regional public agencies, transit agencies, or federally recognized tribal governments
 - Nonprofit organizations may partner with eligible applicants, as sub-applicants.



LOCAL GRANT PROGRAM

Eligibility

Number of Applications per Agency

- Unlimited.
- **(New)** You will be asked to identify your organization's priority application.

Project Types

- Infrastructure related community litter abatement and beautification projects.
- Non-infrastructure related community litter abatement events and/or educational programs.



LOCAL GRANT PROGRAM

Eligibility

Project Area

- Public spaces such as local streets and roads, tribal lands, parks, pathways, and transit centers.
- The applicant must have jurisdiction to make improvements to project area.
- **(NEW)** Project must be:
 - Partially or fully located in an underserved community, **AND**
 - At least 75% of the population surrounding the project site(s) must be underserved.



LOCAL GRANT PROGRAM

Eligibility

Examples of Eligible Activities and Expenses

- Amenities related to proper waste collection or prevention.
- Shade trees or drought-tolerant plantings.
- Art installations.
- Walking and/or biking facilities.
- Wayfinding signage.
- Seating and play equipment.
- Public bathrooms and water fountains.






LOCAL GRANT PROGRAM

Eligibility

Examples of Ineligible Activities and Expenses

- **(New)** Stipends and gift cards for volunteers.
- Displacing people experiencing homelessness.
- Acquisition of right-of-way or land.
- Acquisition of vehicles or shuttle programs.
- Maintenance of a project improvement for this grant agreement.
- Work performed prior to the execution of the grant agreement with Caltrans or after the expiration of the grant agreement.





LOCAL GRANT PROGRAM

3. Does your organization have a project that is partially or fully located in an underserved community, AND at least 75% of the population surrounding the project site(s) is underserved?

- Yes
- No
- Maybe



LOCAL GRANT PROGRAM

Please submit questions in the chat regarding:

- Eligible applicants
- Project types
- Eligible or ineligible activities



LOCAL GRANT PROGRAM

Definitions of Underserved Communities

- Option 1. Area Median Income
- Option 2. CalEnviroScreen
- ~~Option 3. National School Lunch Program~~
- Option 3. Healthy Places Index
- Option 4. Native American Tribal Lands
- ~~Other~~






LOCAL GRANT PROGRAM

Local Match Requirement

- Can range from 0% to 50% of the total grant amount request, based on the severity of disadvantage of the community surrounding the project.
 - Tribes automatically qualify for 0%

<https://cleancalifornia.dot.ca.gov/local-grants/local-grant-program>
CleanCA.LocalGrant@dot.ca.gov





LOCAL GRANT PROGRAM

Local Match Requirement

SOD of
surrounding
community

= Weighted average of the SODs of the surrounding census tracts.

$$= \frac{\text{Sum} [(Pop. CT 1 \times \text{metric score CT 1}) + (Pop. CT 2 \times \text{metric score CT 2}) + (Pop. CT N \times \text{metric score CT N} \dots)]}{\text{Sum}(Pop. CT 1 + Pop. CT 2 + Pop. of CT N \dots)}$$

Where:

- **Pop. CT** = Population of a census tract within a $\frac{1}{2}$ mile radius of the project site or sites.
- **Metric Score** = The underserved community score of a census tract is determined using one of the allowable 4 options listed in Table 2 of the guidelines.



LOCAL GRANT PROGRAM

Local Match Requirement

- Local match sources:
 - Cash
 - Third party in-kind contributions.
- Examples:
- Plants/trees
 - Art materials or labor
 - Equipment and materials
 - Volunteered time from stakeholders





LOCAL GRANT PROGRAM

4. Does the community your project will serve meet one of the 4 definitions of underserved communities discussed?

- Yes
- No
- Maybe



LOCAL GRANT PROGRAM

Please submit questions in the chat regarding:

- Definitions of underserved communities
- Local match



LOCAL GRANT PROGRAM

Scoring Criteria

Scoring Component	Possible Score (Points)
Narrative (Qualitative) <ul style="list-style-type: none">• Demonstrated Community Need• Project's Outcomes Assessment	30
Project's Population Benefit (Quantitative)	20
Project's Relative Population Benefit to Underserved Communities (Quantitative)	30
Sum	100



LOCAL GRANT PROGRAM

Scoring Criteria

Narrative (30/100 pts)

- Where to tell the “story” of your project.
- Asked to discuss:
 - Public engagement
 - Project deliverability
 - Maintenance plan
- **(New)** In Cycle 2, changes to Narrative are:
 - Discuss Demonstrated Community Need and Project Outcomes here.
 - Provide more detail.

Attachment A: Project Narrative Template

Directions:

1. Complete all sections in this form. Even if a section is not applicable to your project, write “N/A”. Do not leave any sections blank.
2. Provide succinct and complete responses in each section. The Narrative should include all pertinent information not already stated, or not explained sufficiently, in other application sections.
3. **THIS FORM SHALL NOT EXCEED 10 PAGES.** If you need additional space, you can delete these directions. Do not change the font in this form to include more information.
4. Do not assume that the application reviewer is familiar with your community. For more information on what the Narrative should include, see the section “Narrative” in the Program Guidelines.
5. Save the form as a .PDF and ensure its size does not exceed 5 MB. If it does, when you try to attach it to your application you will get a message stating it exceeds 5 MB and **you will not be able to submit your application** until you attach a Narrative that is 5 MB or smaller.
6. Attach the PDF to your application, in section 3.1, “ATTACHMENTS”, in the Attachment A: Project Narrative field. **If you don’t attach a Project Narrative to your application, you will not be able to submit it.**



A.1 PROJECT LOCATION AND DESCRIPTION

(REPLACE TEXT) Briefly describe:

- The public space or spaces to be addressed. Specify whether the space(s) is considered public right-of-way, a park, a pathway, a transit center, tribal land, or another type of space. Describe where the space is located, including its visibility and access to the public. See the section “Eligible Project Area” in the Program Guidelines for more information.
- Any important details about the project not already stated in the application in section 1.8, “PROJECT DESCRIPTION”.
- If applicable, any art, gateway monuments, or community identification pieces included in the project. At a minimum, the description should include the type of piece considered (e.g. a mural or a sculpture), its location, and the purpose or message behind the piece. The following is an example of an acceptable description: “A free-standing statue will be placed at the north-east corner of Franklin Park. The purpose of the statue will be to increase cultural connection.” See the section “Eligible Activities and Expenses” in the Program Guidelines for more information on criteria for art, gateway monuments, or community identification pieces.
- If the project is associated with any Caltrans projects, how they are related.



LOCAL GRANT PROGRAM

Scoring Criteria

Project's Relative Population Benefit (PB) to Underserved Communities (30/100 pts)

- A calculation to determine how much of the population surrounding your project site(s) is underserved, *relative* to the total population surrounding your site(s)
- **(New)** This calculation has been simplified

Project's Relative PB to Underserved Communities	=	$\frac{\text{PB of Infrastructure Work to Underserved}}{\text{PB of Infrastructure Work to Overall Pop}} \times 30$
Where Infrastructure Work PB to Underserved	=	Sum of the population of all <u>underserved</u> census tracts within a $\frac{1}{2}$ mile radius of the project site(s).
Where Infrastructure Work PB to Overall	=	Sum of the population of all census tracts within a $\frac{1}{2}$ mile radius of the project site(s).



LOCAL GRANT PROGRAM

Scoring Criteria

Scope, Cost, and Schedule (40/100 pts)

- **(New)** Simplified and streamlined
- Considerations when building a schedule:
 - If your project touches Caltrans right of way
 - If your project includes art
 - Time for bidding and subcontracts
 - Time for processing the grant agreement





LOCAL GRANT PROGRAM

Competitive Projects

- Projects that are more usable by the community and demonstrate a severity of need
- Projects with tangible and lasting benefits, such as infrastructure projects
- Shovel-ready projects
- Projects that are NOT near any other funded Clean CA projects

~~• Projects by agencies who didn't get funding in Cycle 1~~ Based on stakeholder feedback after the workshop, we have decided to rescind this and will remove this in our next version of the guidelines.





LOCAL GRANT PROGRAM

5. What size project could your organization deliver in 24 months?

- Less than \$1 million
- \$1 million to \$2 million
- \$2 million to \$3 million



LOCAL GRANT PROGRAM

6. Is your agency considering a project on the State Highway System?

- Yes
- No
- Maybe



LOCAL GRANT PROGRAM

Please submit questions in the chat regarding:

- Scoring criteria
- Competitive projects



LOCAL GRANT PROGRAM

Summary and Next Steps



LOCAL GRANT PROGRAM

Summary

- In Cycle 2, we will be awarding the same types of projects and activities that serve the four legislative goals as in Cycle 1.
- We will be more selective this cycle, based on a project's benefit to underserved communities, ability to deliver on time, and demonstrated severity of need.
- We will simplify the scoring and application process for Cycle 2.



LOCAL GRANT PROGRAM

Next Steps

- Submit additional questions or comments to CleanCA.LocalGrant@dot.ca.gov
- In approximately 1 week, recording of this meeting and presentation will be posted at: <https://cleancalifornia.dot.ca.gov/local-grants/local-grant-program>
- Look out for announcement of Workshop #2
 - Sign up for our mailing list
- CCLGP Team will refine guidelines and develop FAQs



LOCAL GRANT PROGRAM

Next Steps

Milestone	Date
Second Workshop on Program Guideline Updates	December 2022
Call for Projects	January 2023
Application Workshops	February through March 2023
Application Due Date	April 2023
Award Announcement	August/September 2023
Project Completion Date	June 2026



Important Links

- The Clean California Local Grant Program webpage: <https://cleancalifornia.dot.ca.gov/local-grants/local-grant-program>
- Join our mailing list to receive information on the Local Grant Program:
<https://lp.constantcontactpages.com/su/BX4kgoT/CleanCALocalGrant>
- Overall Clean California Program website:
www.cleancalifornia.dot.ca.gov